

Biomate Series

FEATURES INCLUDE:

Easy-open wide-mouth top
See-through body design
1" plumbing for high-flow systems
125LB Pressure relief valve
Wide bolt-down base

TO OPEN THE BIOMATE

Always shut off the pump before servicing tank

1. Isolate the Biomate by closing the inlet ball valve.
2. Open the drain/bleed valves as needed.
3. Carefully unscrew the closure & allow unit to drain.
4. Do NOT strike closure with a metal hammer to loosen.

TO CLOSE THE BIOMATE

1. Check that the sealing O-Ring is in place inside cover.
2. Check that all drain/bleed valves are closed.
3. Adequately lubricate O-Ring & sealing surface.
4. Replace cover on unit and seal tightly.
5. Open the inlet ball valve and return to service.

LUBRICATION

Use only Silicone-based lubricants on closure O-Ring & sealing surface. Never use petroleum-type lubricants or vegetable oil. If cover does not turn on easily, check that threads are free of debris and apply more lubricant as needed.

WINTERIZING

In situations where freezing temperatures can be expected, follow the "opening" procedure and drain all water from the BioMate. Carefully remove undissolved tablets and thoroughly rinse the Biomate with water. Proceed to place the closure back on the unit and leave all valves shut.

CAUTION

Never inhale fumes or dust from the unit. When servicing the unit, wear required PPE as identified on the SDS of the chemical being used, (polyvinyl gloves, safety glasses, etc.) All units are pressure-tested prior to shipping and rated to operate with a pressure relief valve set at 125PSI. To prevent buildup of gas and resultant over-pressurization, make certain the discharge line to the feeder is unrestricted, preferably open to atmosphere. NEVER add automated control valves downstream from unit. Never isolate unit by closing both fill/supply and discharge/exit. Doing so with product still in feeder, can potentially result in over-pressurization leading to a possible explosion.

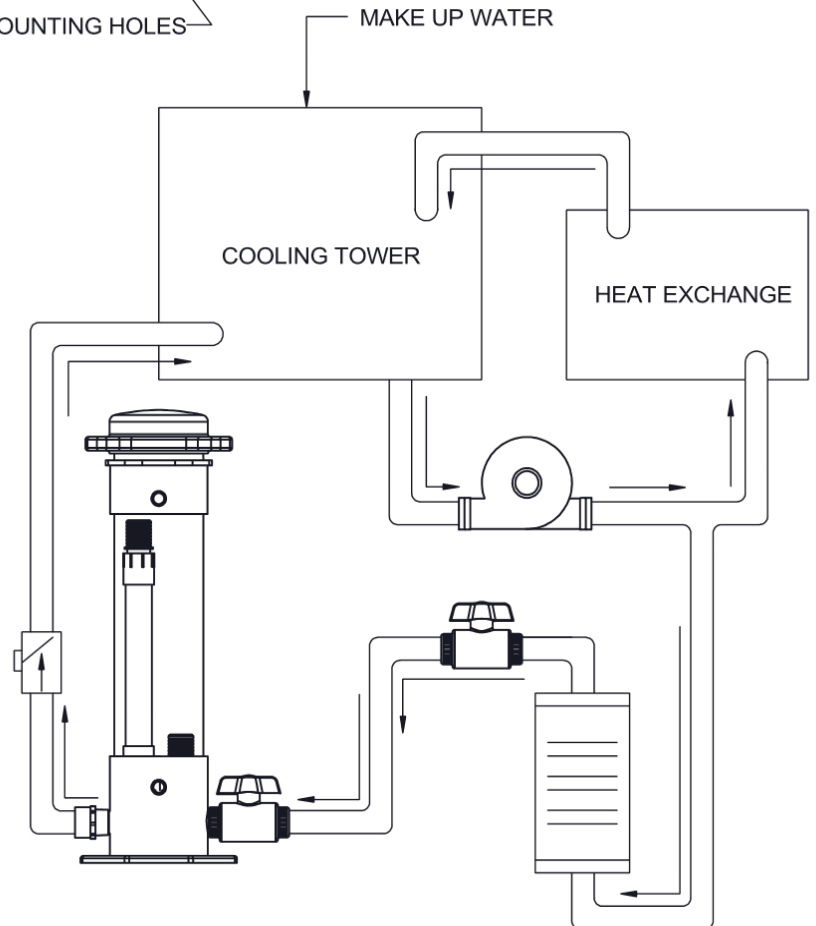
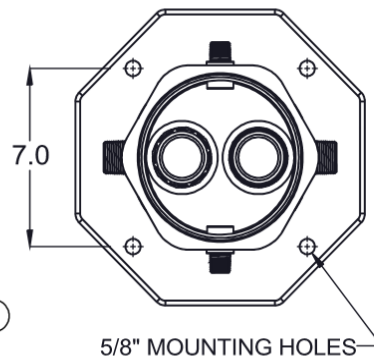
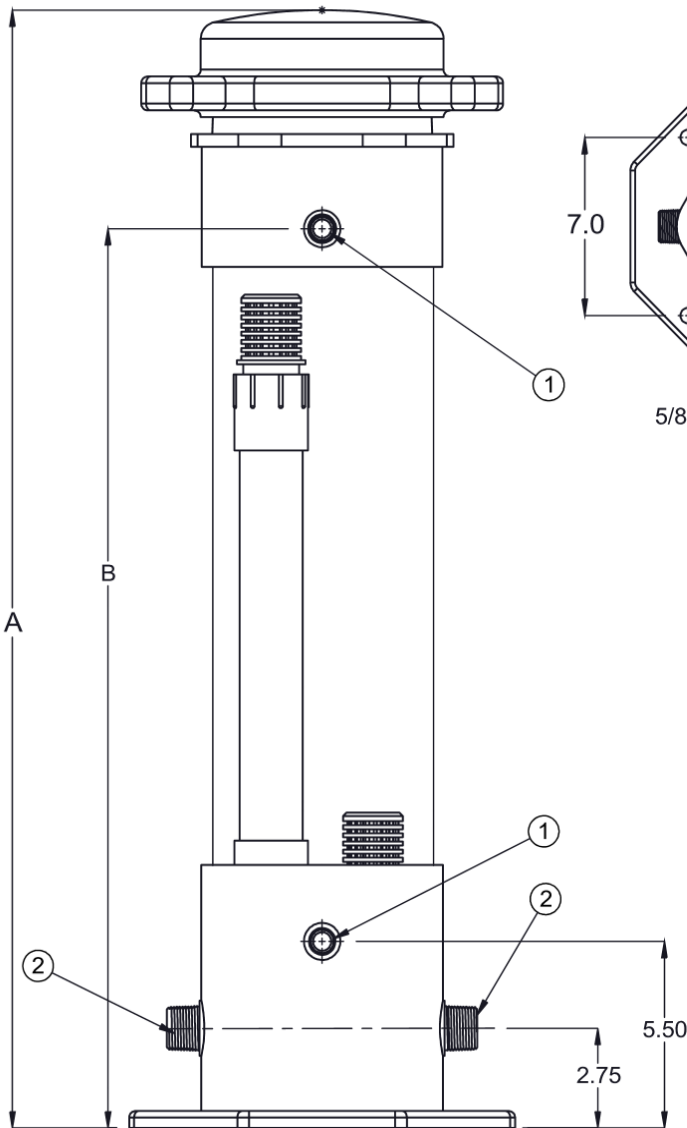




ION - ASIA PTE. LTD

Contact No: +65 3159 1557
Email: info.sg@ionsingapore.asia

MODEL	CAPACITY	A	B
BIOMATE 2000-15	15 POUNDS	21"	15"
BIOMATE 2000-25	25 POUNDS	33"	27"
BIOMATE 2000-50	50 POUNDS	57"	51"



VALVE KIT SOLD SEPARATELY

- ① 1/2" MALE NPT PORT (4X)
- ② 1" MALE NPT PORT (2X)